

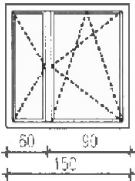
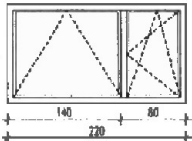
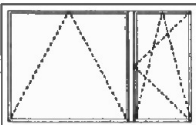
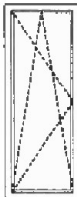
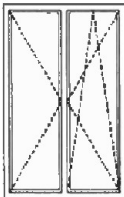
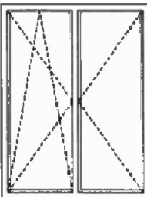


OBIEKT:		BUDYNEK MIESZKALNY JEDNORODZINNY							
TYP STOLARKI		01	02	03	04	05	06	07	08
SCHEMAT: PODSTAWOWE WYMIARY									
WYMIAR W MURZE	S	60	60	150	220	240	90	150	180
	H	120	120	150	120	150	235	235	235
RAZEM		1	1	1	1	1	3	1	1

TYP STOLARKI		DZ1
SCHEMAT: PODSTAWOWE WYMIARY		
WYMIAR W MURZE	S	101
	H	210
RAZEM		1 -